



## FAST DELIVERY—RIGHT OFF THE SHELF!

Peerless keeps a wide variety of stock inventory of saw bodies for carbide tipping, steel tooth saws, carbide tips and other saw building supplies. Orders for finished inventory received before 3 PM, EST are shipped the same day. Sales reps are available every day from 8 AM to 6 PM, EST. In some cases, we can modify our stock saw bodies. Following are the alterations we offer with current prices.

### Stock Alteration Charges

#### Arbor Holes

Ream arbor hole to larger size: (Allow 3 Days, prox.)

From 5/8" or 1" standard opened through 2" diameter ..... \$12.00 / each  
From 5/8" or 1" standard opened to over 2" through 3" ..... \$15.00 / each  
From 5/8" or 1" standard opened to size over 3" ..... Special Quote  
Plus \$10.00 set up charge

#### Thickness

Grind to thinner gauge thickness – Charge per each gauge ground:  
(Allow 2 days, Prox.)

6" = \$3.50	14" = \$5.00	22" = \$6.00
8" = \$4.00	16" = \$5.25	24" = \$6.25
10" = \$4.25	18" = \$5.50	26" = \$6.50
12" = \$4.50	20" = \$5.75	

Plus \$10.00 set up charge

Single Sided Thin Rim Charges: double flat ground prices above. For double hub, add 10%.  
(Allow two weeks, prox.)

#### Keyways

Add Keyways: \$5.00 each keyway (Allow 3 days, prox.) Plus \$20.00 set up charge

#### Pinholes

Add Pinholes: \$5.00 each pinhole. (Allow 3 days, Prox.) Plus \$15.00 set up charge

#### Extra Temper

Temper Blue: \$2.20 each for diameters thru 24", \$4.40 over 24" (Allow 3 days, prox.)  
Plus \$10.00 set up charge

#### Grind Seat Pockets

\$3.00 per saw body (Allow 3 days, prox.) Plus \$10.00 set up charge



## SAW BODIES FOR CARBIDE TIPPING — IN STOCK!

**The Peerless Saw Company combines over 700 years of our saw makers' experience with the most efficient, state-of-the-art manufacturing equipment to produce the highest quality saw plate.**

ITEM #	ID#	Diam. (Inch)	No. of Teeth	Thickness Gauge	Bore (Inch)	Hook Angle	Special Notes	Prices (\$) by Quantity			
								1-5	6-20	21-49	50+
1	PG4-12	4	12	0.083	3/4	15	NO SLOTS	\$10.29	\$9.43	\$9.00	\$8.57
2	PG4-12	4	12	0.095	5/8	15	NO SLOTS	\$10.44	\$9.57	\$9.14	\$8.70
3	PM4-18	4	18	0.083	3/4	0	NO SLOTS	\$10.61	\$9.72	\$9.28	\$8.84
4	PM4-20	4	20	0.072	3/4	0	NO SLOTS	\$10.08	\$9.24	\$9.10	\$8.66
5	PG4-30	4	30	0.083	3/4	5	NO SLOTS	\$10.97	\$10.05	\$9.60	\$9.14
6	PG4-1/2-24	4 1/2	24	0.083	3/8	10	NO SLOTS	\$11.39	\$10.44	\$9.96	\$9.49
7	PG4-1/2-40	4 1/2	40	0.072	3/8	5	NO SLOTS	\$11.06	\$10.15	\$9.68	\$9.22
8	PG6-16	6	16	0.083	5/8	15	NO SLOTS	\$9.79	\$8.98	\$8.56	\$8.16
9	PG6-30	6	30	0.083	5/8	10	STDEXP SLOTS	\$10.48	\$9.61	\$9.18	\$8.74
10	PG6-40	6	40	0.083	5/8	5	STDEXP SLOTS	\$11.10	\$10.17	\$9.71	\$9.24
11	PG6-1/2-24	6 1/2	24	0.072	5/8 SKIL	15	STDEXP SLOTS	\$12.45	\$11.42	\$10.90	\$10.38
12	PG6-1/2-40	6 1/2	40	0.072	5/8 SKIL	10	STDEXP SLOTS	\$13.28	\$12.18	\$11.63	\$11.07
13	PG7-40	7	40	0.083	5/8	10	STDEXP SLOTS	\$12.57	\$11.52	\$10.99	\$10.47
14	PG71/4-24	7 1/4	24	0.072	5/8 SKIL	20	STDEXP SLOTS	\$11.62	\$10.66	\$10.17	\$9.68
15	PG71/4-40	7 1/4	40	0.072	5/8 SKIL	10	STDEXP SLOTS	\$12.33	\$11.30	\$10.78	\$10.27
16	PG7-1/4-60	7 1/4	60	0.072	5/8 SKIL	5	STDEXP SLOTS	\$13.40	\$12.29	\$11.72	\$11.17

**Saw body diameters are 1/16" undersize, except PES items, which match specific machine size.**

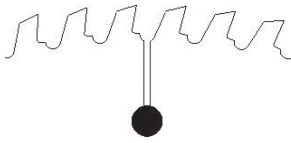
**Phone: 1-800-973-3753 / 1-614-836-5790  
Fax: 1-800-826-9072 / 1-614-836-5824**



## SAW BODIES FOR CARBIDE TIPPING

ITEM #	ID#	Diam. (Inch)	No. of Teeth	Thickness Gauge	Bore (Inch)	Hook Angle	Special Notes	Prices (\$) by Quantity			
								1-5	6-20	21-49	50+
17	PG8-24	8	24	0.083	5/8	20	COPPER PLUGS	\$11.36	\$10.41	\$9.94	\$9.46
18	PG8-24	8	24	0.095	5/8	20	COPPER PLUGS	\$12.91	\$11.84	\$11.30	\$10.76
19	PG8-40	8	40	0.083	5/8	20	COPPER PLUGS	\$12.13	\$11.11	\$10.61	\$10.10
20	PG8-40	8	40	0.095	5/8	10	COPPER PLUGS	\$13.62	\$12.48	\$11.92	\$11.35
21	PG8-40	8	40	0.134	5/8	10	COPPER PLUGS	\$17.84	\$16.36	\$15.61	\$14.87
22	PG8-48	8	48	0.083	5/8	10	COPPER PLUGS	\$13.51	\$12.38	\$11.82	\$11.26
23	PG8-60	8	60	0.072	5/8	10	COPPER PLUGS	\$12.91	\$11.75	\$11.25	\$10.79
24	PG8-60	8	60	0.083	5/8	10	COPPER PLUGS	\$13.03	\$11.94	\$11.40	\$10.85
25	PM8-60	8	60	0.083	5/8	0	COPPER PLUGS	\$13.03	\$11.94	\$11.40	\$10.85
26	PG8-60	8	60	0.095	5/8	5	COPPER PLUGS	\$15.20	\$13.94	\$13.31	\$12.67
27	PG8-60	8	60	0.109	5/8	5	COPPER PLUGS	\$17.85	\$16.37	\$15.62	\$14.88
28	PG8-60	8	60	0.134	5/8	5	COPPER PLUGS	\$21.65	\$19.84	\$18.94	\$18.04
29	PG9-24	9	24	0.083	5/8	20	COPPER PLUGS	\$14.07	\$12.89	\$12.31	\$11.72
30	PG9-40	9	40	0.083	5/8	10	COPPER PLUGS	\$15.16	\$13.90	\$13.27	\$12.63
31	PM9-60	9	60	0.083	5/8	0	COPPER PLUGS	\$16.44	\$15.06	\$14.38	\$13.70
32	PG9-72	9	72	0.083	5/8	5	COPPER PLUGS	\$19.99	\$18.33	\$17.49	\$16.66
33	PES10-10	10	10	0.083	2-3/8	27	PENDU	\$15.53	\$15.09	\$14.79	\$14.49
34	PES10-10	10	10	0.095	2-3/8	27	PENDU	\$16.19	\$15.72	\$15.41	\$15.10
35	PES10-10	10	10	0.109	2-3/8	27	PENDU	\$17.14	\$16.64	\$16.31	\$15.99
36	PES10-10	10	10	0.120	2-3/8	27	PENDU	\$18.05	\$17.54	\$17.19	\$16.85
37	PG10-24	10	24	0.083	5/8	20	COPPER PLUGS	\$14.16	\$12.98	\$12.39	\$11.80
38	PG10-24	10	24	0.095	5/8	22	COPPER PLUGS	\$14.87	\$13.63	\$13.02	\$12.39
39	PG10-24	10	24	0.109	5/8	22	COPPER PLUGS	\$19.30	\$17.69	\$16.89	\$16.08

Saw body diameters are 1/16" undersize, except PES items, which match specific machine size.



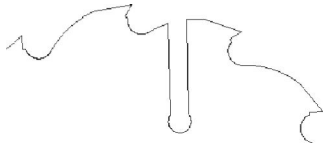
## SAW BODIES FOR CARBIDE TIPPING

ITEM #	ID#	Diam. (Inch)	No. of Teeth	Thickness Gauge	Bore (Inch)	Hook Angle	Special Notes	Prices (\$) by Quantity			
								1-5	6-20	21-49	50+
40	PG10-30	10	30	0.083	5/8	20	COPPER PLUGS	\$16.99	\$15.56	\$14.86	\$14.15
41	PG10-30	10	30	0.095	5/8	20	COPPER PLUGS	\$17.70	\$16.23	\$15.49	\$14.75
42-A	PGA10-40	10	40	0.083	5/8	20	STD EXP SLOTS	\$16.34	\$14.99	\$14.30	\$13.62
42	PG10-40	10	40	0.083	5/8	20	COPPER PLUGS	\$17.89	\$16.39	\$15.65	\$14.90
43	PG10-40	10	40	0.095	5/8	20	COPPER PLUGS	\$17.21	\$15.77	\$15.05	\$14.34
44	PG10-40	10	40	0.109	5/8	20	COPPER PLUGS	\$21.74	\$19.94	\$19.02	\$18.12
45	PG10-40	10	40	0.134	5/8	20	COPPER PLUGS	\$23.67	\$21.71	\$20.71	\$19.73
46	PG10-48	10	48	0.083	5/8	10	COPPER PLUGS	\$17.80	\$16.31	\$15.57	\$14.83
47	PG10-48	10	48	0.095	5/8	10	COPPER PLUGS	\$20.02	\$18.35	\$17.52	\$16.68
48	PCP10-50	10	50	0.095	5/8	20	10 SECT PLANER	\$17.83	\$16.34	\$15.63	\$14.93
49	PM10-60	10	60	0.083	5/8	0	COPPER PLUGS	\$18.21	\$16.70	\$15.95	\$15.18
50-A	PGA10-60	10	60	0.083	5/8	10	STD EXP SLOTS	\$15.85	\$14.53	\$13.87	\$13.21
50	PG10-60	10	60	0.083	5/8	10	COPPER PLUGS	\$18.21	\$16.70	\$15.95	\$15.18
51	PG10-60	10	60	0.095	5/8	10	COPPER PLUGS	\$18.82	\$17.26	\$16.48	\$15.69
52	PG10-60	10	60	0.109	5/8	10	COPPER PLUGS	\$21.39	\$19.61	\$18.72	\$17.83
53	PG10-60	10	60	0.120	5/8	10	COPPER PLUGS	\$21.94	\$20.11	\$19.20	\$18.28
54	PG10-60	10	60	0.134	5/8	10	COPPER PLUGS	\$24.27	\$22.25	\$21.23	\$20.22
55	PG10-72	10	72	0.095	5/8	10	COPPER PLUGS	\$20.92	\$19.18	\$18.31	\$17.43
56	PM10-72	10	72	0.095	5/8	0	COPPER PLUGS	\$20.92	\$19.18	\$18.30	\$17.44
57	PG10-80	10	80	0.083	5/8	10	COPPER PLUGS	\$18.44	\$16.93	\$16.05	\$15.29
58	PM10-80	10	80	0.083	5/8	0	COPPER PLUGS	\$18.44	\$16.93	\$16.05	\$15.29
59	PM10-80	10	80	0.095	5/8	0	COPPER PLUGS	\$20.99	\$19.24	\$18.37	\$17.49
60	PG10-80	10	80	0.095	5/8	10	COPPER PLUGS	\$20.99	\$19.24	\$18.37	\$17.49
61	PG10-80	10	80	0.109	5/8	10	COPPER PLUGS	\$23.58	\$21.61	\$20.63	\$19.65
62	PG10-80	10	80	0.120	5/8	10	COPPER PLUGS	\$23.82	\$21.91	\$20.98	\$20.00
63	PM10-100	10	100	0.083	5/8	0	COPPER PLUGS	\$23.58	\$21.61	\$20.63	\$19.65
64	PM10-100	10	100	0.095	5/8	0	NO SLOTS	\$23.16	\$21.23	\$20.26	\$19.30
65	PG12-12	12	12	0.109	1	25	NO SLOTS	\$22.33	\$20.47	\$19.53	\$18.61

**Saw body diameters are 1/16" undersize, except PES items, which match specific machine size.**

**Phone: 1-800-973-3753 / 1-614-836-5790**

**Fax: 1-800-826-9072 / 1-614-836-5824**



## SAW BODIES FOR CARBIDE TIPPING

ITEM #	ID#	Diam. (Inch)	No. of Teeth	Thickness Gauge	Bore (Inch)	Hook Angle	Special Notes	Prices (\$) by Quantity			
								1-5	6-20	21-49	50+
66	PES12-12	12	12	0.083	2-3/8	27	PENDU	\$18.47	\$17.93	\$17.59	\$17.24
67	PES12-12	12	12	0.095	2-3/8	27	PENDU	\$19.53	\$18.98	\$18.61	\$18.23
68	PES12-12	12	12	0.109	2-3/8	27	PENDU	\$20.05	\$19.47	\$19.09	\$18.71
69	PES12-12	12	12	0.120	2-3/8	27	PENDU	\$21.51	\$20.88	\$20.48	\$20.07
70	PES12-12	12	12	0.083	2-3/8	27	WAGNER	\$18.47	\$17.93	\$17.59	\$17.24
71	PES12-12	12	12	0.095	2-3/8	27	WAGNER	\$19.53	\$18.98	\$18.61	\$18.23
72	PES12-12	12	12	0.109	2-3/8	27	WAGNER	\$20.05	\$19.47	\$19.09	\$18.71
73	PES12-12	12	12	0.120	2-3/8	27	WAGNER	\$21.51	\$20.88	\$20.48	\$20.07
74	PES12-12	12	12	0.083	2	27	HAZELTHORN	\$18.47	\$17.93	\$17.59	\$17.24
75	PES12-12	12	12	0.095	2	27	HAZELTHORN	\$19.53	\$18.98	\$18.61	\$18.23
76	PES12-12	12	12	0.109	2	27	HAZELTHORN	\$20.05	\$19.47	\$19.09	\$18.71
77	PES12-12	12	12	0.120	2	27	HAZELTHORN	\$21.51	\$20.88	\$20.48	\$20.07
78	PES12-12	12	12	0.083	2-15/16	27	BREWER	\$18.47	\$17.93	\$17.59	\$17.24
79	PES12-12	12	12	0.095	2-15/16	27	BREWER	\$19.53	\$18.98	\$18.61	\$18.23
80	PES12-12	12	12	0.109	2-15/16	27	BREWER	\$20.05	\$19.47	\$19.09	\$18.71
81	PES12-12	12	12	0.120	2-15/16	27	BREWER	\$21.51	\$20.88	\$20.48	\$20.07
82	PG12-24	12	24	0.083	1	20	COPPER PLUGS	\$21.24	\$19.47	\$18.59	\$17.70
83	PG12-24	12	24	0.095	1	22	COPPER PLUGS	\$22.50	\$20.63	\$19.69	\$18.76
84	PG12-24	12	24	0.109	1	22	COPPER PLUGS	\$23.53	\$21.58	\$20.60	\$19.61
85	PG12-24	12	24	0.120	1	22	COPPER PLUGS	\$25.19	\$23.08	\$22.04	\$20.99
86	PG12-24	12	24	0.134	1	22	COPPER PLUGS	\$27.16	\$24.90	\$23.77	\$22.63
87	PG12-30	12	30	0.083	1	20	COPPER PLUGS	\$20.94	\$19.20	\$18.32	\$17.45
88	PG12-30	12	30	0.095	1	20	COPPER PLUGS	\$22.03	\$20.20	\$19.28	\$18.36
89	PG12-30	12	30	0.109	1	20	COPPER PLUGS	\$23.55	\$21.59	\$20.61	\$19.62
90	PG12-30	12	30	0.120	1	20	COPPER PLUGS	\$24.95	\$22.87	\$21.83	\$20.79
91	PG12-30	12	30	0.134	1	20	COPPER PLUGS	\$27.41	\$25.12	\$23.99	\$22.84
92	PES12-36	12	36	0.083	6	16	PORTLAND	\$34.79	\$32.12	\$30.72	\$29.32
93	PES12-36	12	36	0.095	6	16	PORTLAND	\$35.90	\$33.14	\$31.70	\$30.26

**Saw body diameters are 1/16" undersize, except PES items, which match specific machine size.**



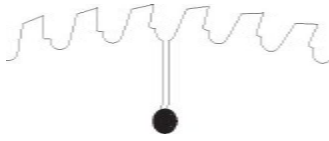
## SAW BODIES FOR CARBIDE TIPPING

ITEM #	ID#	Diam. (Inch)	No. of Teeth	Thickness Gauge	Bore (Inch)	Hook Angle	Special Notes	Prices (\$) by Quantity			
								1-5	6-20	21-49	50+
94	PG12-36	12	36	0.095	1	20	COPPER PLUGS	\$23.21	\$21.28	\$20.32	\$19.35
95	PG12-36	12	36	0.109	1	20	COPPER PLUGS	\$23.88	\$21.89	\$20.90	\$19.90
96	PG12-36	12	36	0.120	1	20	COPPER PLUGS	\$25.34	\$23.23	\$22.17	\$21.12
97	PG12-36	12	36	0.134	1	20	COPPER PLUGS	\$28.14	\$25.80	\$24.62	\$23.45
98	PG12-36	12	36	0.120	2	20	COPPER PLUGS	\$27.17	\$25.08	\$23.99	\$22.90
99	PG12-36	12	36	0.134	2	20	COPPER PLUGS	\$28.49	\$26.29	\$25.16	\$24.02
100	PG12-40	12	40	0.095	1	15	COPPER PLUGS	\$22.28	\$20.43	\$19.50	\$18.57
101	PG12-40	12	40	0.109	1	15	COPPER PLUGS	\$24.51	\$22.47	\$21.44	\$20.42
102	PG12-40	12	40	0.120	1	15	COPPER PLUGS	\$24.72	\$22.66	\$21.64	\$20.61
103	PG12-40	12	40	0.134	1	15	COPPER PLUGS	\$29.15	\$26.72	\$25.50	\$24.29
103-A	PTR12-40	12	40	0.095	7/8	10	Auto O. (6) ph's	\$55.87	\$53.64	\$51.49	\$49.43
104	PG12-48	12	48	0.095	1	15	COPPER PLUGS	\$23.05	\$21.13	\$20.17	\$19.21
105	PG12-60	12	60	0.095	5/8	10	COPPER PLUGS	\$23.13	\$21.21	\$20.24	\$19.28
106	PG12-60	12	60	0.095	1	10	COPPER PLUGS	\$23.13	\$21.21	\$20.24	\$19.28
107	PG12-60	12	60	0.109	1	10	COPPER PLUGS	\$26.09	\$23.92	\$22.83	\$21.74
108	PG12-60	12	60	0.120	1	10	COPPER PLUGS	\$28.44	\$26.07	\$24.88	\$23.70
109	PG12-60	12	60	0.134	1	10	COPPER PLUGS	\$30.70	\$28.14	\$26.87	\$25.58
110	PG12-72	12	72	0.095	1	10	COPPER PLUGS	\$23.96	\$21.97	\$20.97	\$19.97
111	PG12-72	12	72	0.120	1	20	COPPER PLUGS	\$29.30	\$26.85	\$25.64	\$24.41
112	PG12-72	12	72	0.134	1	20	COPPER PLUGS	\$32.98	\$30.23	\$28.86	\$27.48
113	PG12-80	12	80	0.083	1	5	COPPER PLUGS	\$23.51	\$21.54	\$20.57	\$19.59
114	PG12-80	12	80	0.095	5/8	5	COPPER PLUGS	\$23.65	\$21.67	\$20.68	\$19.70
115	PG12-80	12	80	0.095	1	10	COPPER PLUGS	\$23.65	\$21.67	\$20.69	\$19.70
116	PM12-80	12	80	0.109	5/8	0	COPPER PLUGS	\$28.24	\$25.87	\$24.70	\$23.52
117	PG12-80	12	80	0.109	1	10	COPPER PLUGS	\$28.24	\$25.87	\$24.70	\$23.52
118	PM12-80	12	80	0.109	1	0	COPPER PLUGS	\$28.24	\$25.87	\$24.70	\$23.52
119	PG12-80	12	80	0.120	1	10	COPPER PLUGS	\$29.50	\$27.03	\$25.80	\$24.58
120	PG12-80	12	80	0.120	1-1/4	10	COPPER PLUGS	\$29.50	\$27.03	\$25.80	\$24.58
121	PG12-80	12	80	0.134	1	10	COPPER PLUGS	\$32.84	\$30.11	\$28.73	\$27.36
122	PG12-80	12	80	0.134	1-1/4	10	COPPER PLUGS	\$32.84	\$30.11	\$28.73	\$27.36

**Saw body diameters are 1/16" undersize, except PES items, which match specific machine size.**

**Phone: 1-800-973-3753 / 1-614-836-5790**

**Fax: 1-800-826-9072 / 1-614-836-5824**



## SAW BODIES FOR CARBIDE TIPPING

ITEM #	ID#	Diam. (Inch)	No. of Teeth	Thickness Gauge	Bore (Inch)	Hook Angle	Special Notes	Prices (\$) by Quantity			
								1-5	6-20	21-49	50+
123	PM12-90	12	90	0.120	5/8	0	COPPER PLUGS	\$32.49	\$29.78	\$28.43	\$27.07
124	PG12-100	12	100	0.083	1	5	COPPER PLUGS	\$23.98	\$21.97	\$20.98	\$20.02
124-A	PG12-100	12	100	0.083	1	5	COPPER PLUGS	\$23.98	\$21.97	\$20.98	\$20.02
125	PM12-100	12	100	0.095	1	NEG 5	COPPER PLUGS	\$24.09	\$22.09	\$21.08	\$20.07
126	PG12-100	12	100	0.095	1	10	COPPER PLUGS	\$24.09	\$22.09	\$21.08	\$20.07
127	PG12-100	12	100	0.109	1	10	COPPER PLUGS	\$28.95	\$26.54	\$25.33	\$24.12
128	PG12-100	12	100	0.120	1	10	COPPER PLUGS	\$30.40	\$27.86	\$26.59	\$25.33
129	PG12-100	12	100	0.134	1	10	COPPER PLUGS	\$33.66	\$30.85	\$29.45	\$28.05
130	PES13-14	13	14	0.120	2-1/2	27	BREWER	\$32.07	\$29.60	\$28.32	\$27.03
131	PES14-14	14	14	0.120	2-1/2	27	BREWER	\$32.07	\$29.60	\$28.32	\$27.03
132	PES14-16	14	16	0.083	4	27	CORNELL	\$22.12	\$21.49	\$21.07	\$20.65
133	PES14-16	14	16	0.095	4	27	CORNELL	\$23.27	\$22.60	\$22.16	\$21.72
134	PES14-16	14	16	0.120	4	27	CORNELL	\$28.88	\$28.06	\$27.50	\$26.95
135	PG14-24	14	24	0.134	1	22	COPPER PLUGS	\$32.66	\$30.15	\$28.85	\$27.53
136	PG14-30	14	30	0.120	1	20	COPPER PLUGS	\$32.15	\$29.48	\$28.14	\$26.80
137	PG14-30	14	30	0.134	1	20	COPPER PLUGS	\$35.78	\$32.80	\$31.31	\$29.82
138	PG14-36	14	36	0.095	1	20	COPPER PLUGS	\$29.22	\$26.77	\$25.56	\$24.34
139	PG14-36	14	36	0.120	1	20	COPPER PLUGS	\$32.21	\$29.53	\$28.19	\$26.84
140	PG14-36	14	36	0.134	1	20	COPPER PLUGS	\$36.56	\$33.51	\$31.99	\$30.46
141	PG14-36	14	36	0.134	2	20	COPPER PLUGS	\$37.95	\$34.93	\$33.36	\$31.77
142	PG14-40	14	40	0.109	1	20	COPPER PLUGS	\$30.99	\$28.41	\$27.12	\$25.83
143	PG14-40	14	40	0.120	1	20	COPPER PLUGS	\$32.55	\$29.83	\$28.47	\$27.12
144	PG14-40	14	40	0.134	1	20	COPPER PLUGS	\$36.72	\$33.67	\$32.13	\$30.60
145	PG14-40	14	40	0.134	2	15	COPPER PLUGS	\$38.24	\$35.05	\$33.46	\$31.86
145-A	PTR14-40	14	40	0.148	1	10	Clary	\$71.31	\$68.45	\$65.72	\$63.09
145-B	PTR14-40T	14	40	0.148	1	10	Idaco	\$71.31	\$68.45	\$65.72	\$63.09
145-C	PTR14-40T2	14	40	0.148	1	10	Timbermill	\$71.31	\$68.45	\$65.72	\$63.09

**Saw body diameters are 1/16" undersize, except PES items, which match specific machine size.**

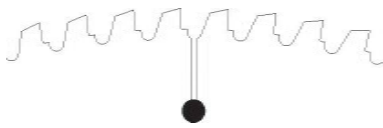
**Phone: 1-800-973-3753 / 1-614-836-5790  
Fax: 1-800-826-9072 / 1-614-836-5824**



## SAW BODIES FOR CARBIDE TIPPING

ITEM #	ID#	Diam. (Inch)	No. of Teeth	Thickness Gauge	Bore (Inch)	Hook Angle	Special Notes	Prices (\$) by Quantity			
								1-5	6-20	21-49	50+
146	PG14-48	14	48	0.134	1	15	COPPER PLUGS	\$32.66	\$30.15	\$28.85	\$27.53
147	PG14-60	14	60	0.109	1	15	COPPER PLUGS	\$32.20	\$29.52	\$28.17	\$26.83
148	PG14-60	14	60	0.120	1	15	COPPER PLUGS	\$34.27	\$31.41	\$29.98	\$28.56
149	PG14-60	14	60	0.134	1	15	COPPER PLUGS	\$38.16	\$34.98	\$33.38	\$31.80
149-A	PTR14-60	14	60	0.148	1	10	Clary	\$71.31	\$69.07	\$66.63	\$63.96
150	PG14-72	14	72	0.109	1	15	COPPER PLUGS	\$33.59	\$30.79	\$29.39	\$27.99
151	PG14-72	14	72	0.120	1	10	COPPER PLUGS	\$35.25	\$32.32	\$30.85	\$29.38
152	PG14-72	14	72	0.134	1	10	COPPER PLUGS	\$39.27	\$36.00	\$34.35	\$32.72
153	PG14-80	14	80	0.095	1	10	COPPER PLUGS	\$32.91	\$30.16	\$28.80	\$27.42
154	PG14-80	14	80	0.109	1	10	COPPER PLUGS	\$33.88	\$31.05	\$29.64	\$28.23
155	PG14-80	14	80	0.120	1	10	COPPER PLUGS	\$35.28	\$32.34	\$30.87	\$29.40
156	PG14-80	14	80	0.134	1	10	COPPER PLUGS	\$39.50	\$36.13	\$34.51	\$32.88
157	PM14-90	14	90	0.120	1	0	COPPER PLUGS	\$35.33	\$32.41	\$30.99	\$29.52
158	PM14-90	14	90	0.134	1	0	COPPER PLUGS	\$39.87	\$36.57	\$35.01	\$33.36
159	PG14-100	14	100	0.109	1	10	COPPER PLUGS	\$34.05	\$31.11	\$29.80	\$28.36
160	PG14-100	14	100	0.120	1	10	COPPER PLUGS	\$35.39	\$32.49	\$31.09	\$29.62
161	PG14-100	14	100	0.134	1	10	COPPER PLUGS	\$40.52	\$37.14	\$35.45	\$33.76
162	PG14-120	14	120	0.120	1	5	COPPER PLUGS	\$37.65	\$34.51	\$32.95	\$31.38
163	PG15-100	15	100	0.083	1	0	COPPER PLUGS	\$34.90	\$31.98	\$30.53	\$29.08
164	PES16-16	16	16	0.134	2-1/2	27	BREWER	\$32.40	\$31.47	\$30.86	\$30.24
165	PG16-24	16	24	0.134	1	20	COPPER PLUGS	\$38.43	\$36.43	\$34.77	\$32.95
166	PG16-30	16	30	0.134	1	20	COPPER PLUGS	\$39.02	\$36.56	\$34.87	\$33.09
167	PG16-36	16	36	0.120	1	20	COPPER PLUGS	\$36.59	\$36.39	\$34.73	\$33.08
168	PG16-36	16	36	0.134	2	20	COPPER PLUGS	\$39.57	\$36.70	\$35.01	\$33.31

**Saw body diameters are 1/16" undersize, except PES items, which match specific machine size.**



## SAW BODIES FOR CARBIDE TIPPING

ITEM #	ID#	Diam. (Inch)	No. of Teeth	Thickness Gauge	Bore (Inch)	Hook Angle	Special Notes	Prices (\$) by Quantity			
								1-5	6-20	21-49	50+
169	PG16-40	16	40	0.109	1	15	COPPER PLUGS	\$36.82	\$33.72	\$32.25	\$30.69
170	PG16-40	16	40	0.120	1	20	COPPER PLUGS	\$36.96	\$33.88	\$32.34	\$30.80
171	PG16-40	16	40	0.134	1	20	COPPER PLUGS	\$40.17	\$36.82	\$35.15	\$33.47
171-A	PTR16-40	16	40	0.148	1	10	Clary	\$79.96	\$76.76	\$73.68	\$70.74
171-B	PTR16-50M	16	50	0.148	1-1/8	10	Mitek	\$82.55	\$79.24	\$76.07	\$73.03
172	PG16-60	16	60	0.109	1	10	COPPER PLUGS	\$37.92	\$34.76	\$33.18	\$31.60
173	PG16-60	16	60	0.120	1	10	COPPER PLUGS	\$39.27	\$36.00	\$34.35	\$32.72
174	PG16-60	16	60	0.134	1	10	COPPER PLUGS	\$42.09	\$38.59	\$36.84	\$35.08
174-A	PTR16-60	16	60	0.148	1	10	Clary	\$80.94	\$77.71	\$74.60	\$71.61
174-B	PTR16-60T	16	60	0.148	1	10	Mitek	\$80.94	\$77.71	\$74.60	\$71.61
175	PG16-80	16	80	0.120	1	15	COPPER PLUGS	\$39.27	\$36.00	\$34.35	\$32.72
176	PG16-80	16	80	0.134	1	15	COPPER PLUGS	\$42.43	\$38.90	\$37.13	\$35.36
177	PM16-100	16	100	0.120	1	0	COPPER PLUGS	\$40.29	\$36.93	\$35.25	\$33.57
178	PG16-100	16	100	0.120	1	10	COPPER PLUGS	\$40.29	\$36.93	\$35.25	\$33.58
179	PG16-100	16	100	0.134	1	10	COPPER PLUGS	\$43.12	\$39.54	\$37.73	\$35.94
180	PG16-120	16	120	0.120	1	5	COPPER PLUGS	\$40.35	\$37.13	\$35.48	\$33.82
181	PG16-120	16	120	0.134	1	5	COPPER PLUGS	\$44.77	\$41.04	\$39.17	\$37.30
182	PG18-36	18	36	0.134	1	20	COPPER PLUGS	\$50.42	\$46.22	\$44.13	\$42.02
183	PG18-40	18	40	0.134	1	15	COPPER PLUGS	\$51.08	\$46.83	\$44.70	\$42.57
184	PG18-60	18	60	0.134	1	15	COPPER PLUGS	\$53.19	\$48.76	\$46.55	\$44.33
185	PG18-60	18	60	0.148	1	10	COPPER PLUGS	\$65.52	\$60.06	\$57.33	\$54.60
185-A	PTR18-60	18	60	0.148	1	10	Clary	\$90.32	\$86.71	\$83.24	\$79.91
186	PG18-80	18	80	0.134	1	10	COPPER PLUGS	\$55.01	\$50.42	\$48.13	\$45.84
187	PG18-100	18	100	0.134	1	10	COPPER PLUGS	\$55.40	\$50.78	\$48.48	\$46.17

**Saw body diameters are 1/16" undersize, except PES items, which match specific machine size.**

**Phone: 1-800-973-3753 / 1-614-836-5790  
Fax: 1-800-826-9072 / 1-614-836-5824**



## SAW BODIES FOR CARBIDE TIPPING

ITEM #	ID#	Diam. (Inch)	No. of Teeth	Thickness Gauge	Bore (Inch)	Hook Angle	Special Notes	Prices (\$) by Quantity			
								1-5	6-20	21-49	50+
188	PM18-120	18	120	0.134	1	10	COPPER PLUGS	\$56.28	\$51.58	\$49.24	\$46.89
189	PG20-40	20	40	0.148	1	20	COPPER PLUGS	\$62.13	\$56.96	\$54.37	\$51.78
189-A	PTR20-40	20	40	0.148	1 1/2	10	Clary	\$98.62	\$94.68	\$90.90	\$87.25
190	PG20-60	20	60	0.134	1	5	COPPER PLUGS	\$59.23	\$54.30	\$51.82	\$49.36
191	PG20-60	20	60	0.134	1-1/4	0	COPPER PLUGS	\$59.23	\$54.30	\$51.82	\$49.36
192	PG20-60	20	60	0.148	1	5	COPPER PLUGS	\$64.47	\$59.09	\$56.41	\$53.72
193	PG20-60	20	60	0.148	1-1/4	0	COPPER PLUGS	\$64.47	\$59.09	\$56.41	\$53.72
193-A	PTR20-60	20	60	0.148	1	10	Clary	\$99.60	\$95.63	\$91.80	\$88.13
193-B	PTR20-60	20	60	0.148	1 1/8	10	Mitek	\$99.60	\$95.63	\$91.80	\$88.13
194	PG20-80	20	80	0.134	1	10	COPPER PLUGS	\$61.02	\$55.94	\$53.40	\$50.85
195	PG20-80	20	80	0.134	1-1/4	0	COPPER PLUGS	\$61.02	\$55.94	\$53.40	\$50.85
196	PG20-80	20	80	0.148	1	10	COPPER PLUGS	\$66.52	\$60.98	\$58.21	\$55.43
197	PG20-80	20	80	0.148	1-1/4	0	COPPER PLUGS	\$66.52	\$60.98	\$58.21	\$55.43
197-A	PTR20-80	20	80	0.148	1	10	Clary	\$100.60	\$96.57	\$92.70	\$89.00
198	PG20-100	20	100	0.134	1	10	COPPER PLUGS	\$63.80	\$58.49	\$55.83	\$53.17
199	PG20-100	20	100	0.134	1-1/4	0	COPPER PLUGS	\$63.80	\$58.49	\$55.83	\$53.17
200	PG20-100	20	100	0.148	1	10	COPPER PLUGS	\$69.12	\$63.36	\$60.48	\$57.60
201	PG20-100	20	100	0.148	1-1/4	0	COPPER PLUGS	\$69.12	\$63.36	\$60.48	\$57.60
202	PM20-120	20	120	0.134	1	10	COPPER PLUGS	\$68.81	\$63.08	\$60.21	\$57.34
203	PM20-120	20	120	0.148	1	10	COPPER PLUGS	\$70.30	\$64.43	\$61.51	\$58.58
204	PG22-60	22	60	0.134	1	5	COPPER PLUGS	\$71.81	\$65.83	\$62.83	\$59.83
205	PG22-60	22	60	0.148	1	5	COPPER PLUGS	\$75.94	\$69.61	\$66.44	\$63.28
206	PG22-60	22	60	0.148	1-1/4	0	COPPER PLUGS	\$75.94	\$69.61	\$66.44	\$63.28
207	PG22-80	22	80	0.134	1	5	COPPER PLUGS	\$72.88	\$66.81	\$63.76	\$60.72
208	PG22-80	22	80	0.148	1	5	COPPER PLUGS	\$77.83	\$71.35	\$68.10	\$64.86
209	PG22-80	22	80	0.148	1-1/4	0	COPPER PLUGS	\$77.83	\$71.35	\$68.10	\$64.86

**Saw body diameters are 1/16" undersize, except PES items, which match specific machine size.**

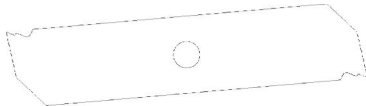
**Phone: 1-800-973-3753 / 1-614-836-5790**

**Fax: 1-800-826-9072 / 1-614-836-5824**



## SAW BODIES FOR CARBIDE TIPPING

ITEM #	ID#	Diam. (Inch)	No. of Teeth	Thickness Gauge	Bore (Inch)	Hook Angle	Special Notes	Prices (\$) by Quantity			
								1-5	6-20	21-49	50+
209-A	PTR22-80	22	80	0.148	1	10	Timbermill	\$109.09	\$104.72	\$100.53	\$96.51
210	PG22-100	22	100	0.148	1	10	COPPER PLUGS	\$80.81	\$74.07	\$70.71	\$67.34
211	PG22-100	22	100	0.148	1-1/4	0	COPPER PLUGS	\$80.81	\$74.07	\$70.71	\$67.34
212	PG22-120	22	120	0.148	1	10	COPPER PLUGS	\$83.56	\$76.60	\$73.11	\$69.63
213	PG24-60	24	60	0.134	1	5	COPPER PLUGS	\$85.39	\$78.28	\$74.72	\$71.16
214	PG24-60	24	60	0.148	1	5	COPPER PLUGS	\$95.32	\$87.38	\$83.40	\$79.43
215	PG24-60	24	60	0.148	1-1/4	0	COPPER PLUGS	\$95.32	\$87.38	\$83.40	\$79.43
216	PG24-80	24	80	0.134	1	10	COPPER PLUGS	\$86.46	\$79.25	\$75.64	\$72.04
217	PG24-80	24	80	0.148	1	10	COPPER PLUGS	\$98.66	\$90.45	\$86.33	\$82.22
218	PG24-80	24	80	0.148	1-1/4	0	COPPER PLUGS	\$98.66	\$90.45	\$86.33	\$82.22
219	PG24-100	24	100	0.148	1	10	COPPER PLUGS	\$102.90	\$94.32	\$90.04	\$85.75
220	PG24-100	24	100	0.148	1-1/4	0	COPPER PLUGS	\$102.90	\$94.32	\$90.04	\$85.75
221	PG26-60	26	60	0.148	1	10	COPPER PLUGS	\$129.74	\$118.92	\$113.52	\$108.11



## DADO FILLERS, READY FOR CARBIDE TIPPING

ITEM #	Diam (Inch)	No. of Teeth	Thickness		Bore (Inch)	Hook Angle	Prices (\$) by Quantity			
			0.000"	FRAC.			1-5	6-20	21-49	50+
302	8	2	0.063	1/16	5/8	15	\$7.64	\$7.00	\$6.69	\$6.37
303	8	2	0.125	1/8	5/8	15	\$9.49	\$8.71	\$8.31	\$7.91
304	8	2	0.250	1/4	5/8	15	\$16.70	\$15.31	\$14.62	\$13.92
305	8	2	0.063	1/16	1	15	\$8.01	\$7.35	\$7.02	\$6.68
306	8	2	0.125	1/8	1	15	\$9.83	\$9.01	\$8.60	\$8.19
307	8	2	0.250	1/4	1	15	\$17.12	\$15.70	\$14.99	\$14.27
308	10	2	0.063	1/16	5/8	15	\$9.25	\$8.49	\$8.11	\$7.72
309	10	2	0.125	1/8	5/8	15	\$11.25	\$10.31	\$9.84	\$9.37
310	10	2	0.250	1/4	5/8	15	\$19.45	\$17.83	\$17.03	\$16.21
311	10	2	0.063	1/16	1	15	\$9.66	\$8.85	\$8.44	\$8.04
312	10	2	0.125	1/8	1	15	\$11.61	\$10.65	\$10.16	\$9.68
313	10	2	0.250	1/4	1	15	\$19.87	\$18.21	\$17.39	\$16.56

Dado filler diameters are 1/16" undersize.

Phone: 1-800-973-3753 / 1-614-836-5790  
 Fax: 1-800-826-9072 / 1-614-836-5824